

QUIZ  
Monday 2.1-2.4  
After quiz  
PSAT  
Booklet

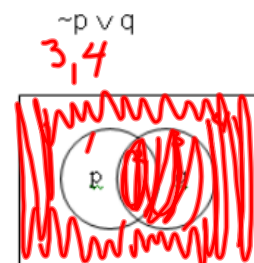
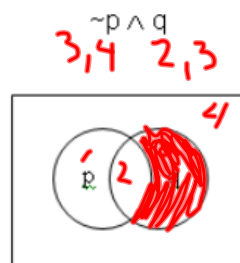
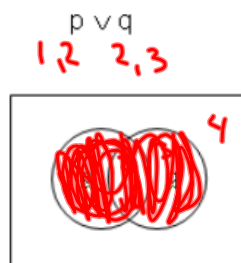
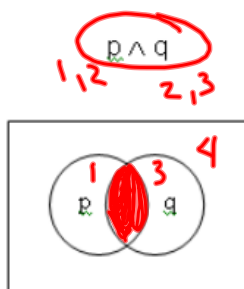
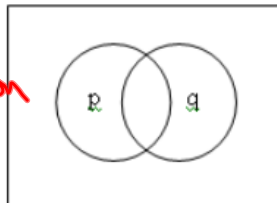
2-2 Logic  
Continued

Venn Diagrams

Oct 1-7:30 AM

overlap  
all

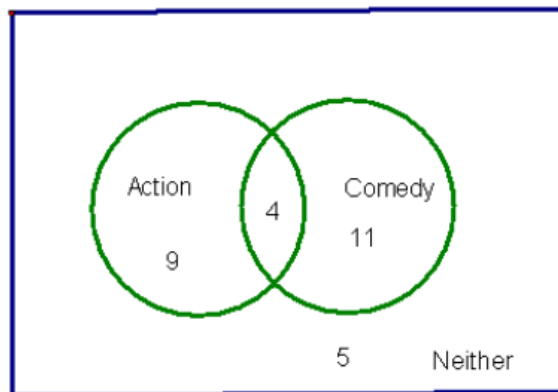
Venn Diagrams  
 $\wedge$  -- And Intersection  
 $\vee$  -- OR Union



Oct 1-9:18 AM

Use the Venn diagram to answer the following questions.

Jack surveyed the students in his science class to find out what movies they preferred.



1. 29 How many students were surveyed?  $9 + 4 + 11 + 5 = 29$

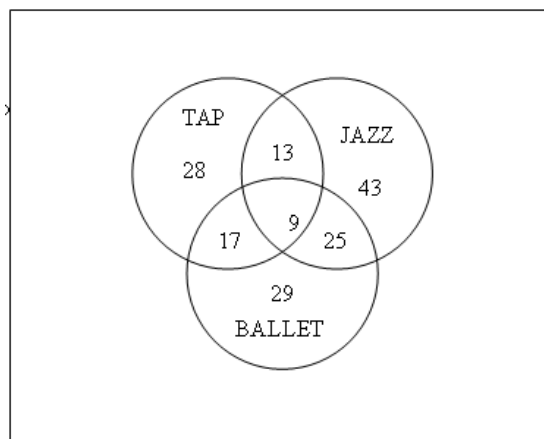
2. 13 How many students preferred Action?  $9 + 4$

3. 4 How many students preferred Action and Comedy?

4. 14 How many students did not prefer comedy?  $9 + 5$

Oct 2-3:14 PM

Use the following Venn diagram about dance classes to answer the questions.



1. 9 How many students are in tap, jazz, and ballet?

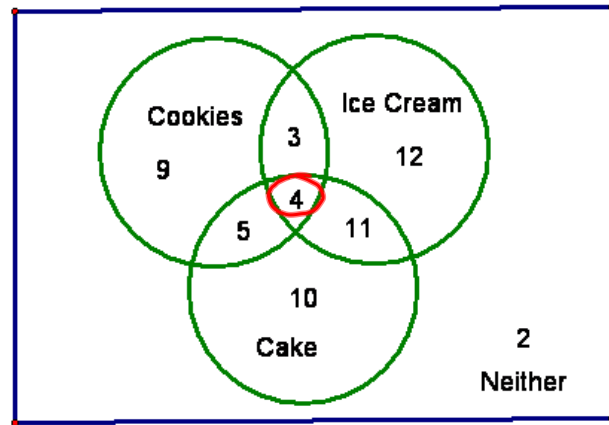
2. 121 How many are in tap or ballet?  $28 + 13 + 17 + 9 + 25 + 29$

3. 25 How many are in jazz and ballet and not tap?

4. 34 How many are in jazz and ballet?  $9 + 25$

Oct 1-9:18 AM

Use the following Venn diagram about dessert preferences to answer the questions.



1. 56 How many people were surveyed?

2. 21 How many people preferred cookies?  
 $9 + 3 + 4 + 5$

3. 9 How many people preferred cookies and cake?  
 $4 + 5$

4. 26 How many people did not prefer ice cream?  
 $9 + 5 + 10 + 2$

5. 45 How many people preferred cake or ice cream?

6. 4 How many people preferred cookies and cake and ice cream?

Oct 2-3:15 PM

Assignment: p. 72-73 #s 15-17, 41-47, 51  
p. 783 #s 3-5

Oct 2-3:17 PM